



Fluffy Meringue Stitch Blanket



1 INTERMEDIATE

MEASUREMENTS

Approx 30" [76 cm] square.

TENSION

2 1/2 sc and 24 rows = 4" [10 cm].

MATERIALS

Patons® Beehive Baby Fingering™ (3.5 oz/100 g; 418 yds/382 m)

Vintage Lace (35007) 5 balls

Size U.S. E/4 (3.5 mm) crochet hook or size needed to obtain tension.

INSTRUCTIONS

Ch 5. Join with sl st to first ch to form a ring. (See diagram on page 3).

1st rnd: Ch 4 (counts as dc and ch 1). (1 dc. Ch 1) 7 times in ring. Join with sl st to 3rd ch of ch 4.

2nd rnd: Sl st in first ch-1 sp. Ch 7 (counts as dc and ch 4). 1 dc in same sp as last sl st. **(1 dc. Ch 1. 1 dc) in next ch-1 sp - corner V-st made.*** (1 dc. Ch 4. 1 dc) in next ch-1 sp. Rep from * twice more, then from * to ** once. Join with sl st to 3rd ch of ch 7.

3rd rnd: Sl st in first ch-4 sp. Ch 3 (counts as dc). 8 dc in same sp as sl st. **Corner V-st in next ch-1 sp.*** 9 dc in next ch-4 sp. Rep from * twice more, then from * to ** once more. Join with sl st to top of ch 3.

4th rnd: Ch 2 (does not count as st). 1 dc in same sp as sl st. *(Ch 3. Sl st in 3rd ch from hook -picot made.* 1 dc in next dc) 8 times. **Corner V-st in next ch-1 sp.*** Miss next dc. (1 dc in next dc. Picot) 8 times. 1 dc in next dc. Rep from * twice more, then from * to ** once. Join with sl st to first dc.

5th rnd: Ch 2 (does not count as st). 1 dcbp around first dc. (Ch 3. Miss next dc. 1 dcbp around next dc) 4 times. **Corner V-st in next ch-1 sp.*** Miss next dc. (1 dcbp around next dc. Ch 3. Miss next dc) 4 times. 1 dcbp around next dc. Rep from * twice more, then from * to ** once. Join with sl st to first dcbp.

6th rnd: Ch 7 (counts as dc and ch 4). 1 dc in same sp as sl st. **(1 sc in next*

*ch-3 sp. Ch 3) 3 times. 1 sc in next ch-3 sp. (1 dc. Ch 4. 1 dc) in next dcbp. Corner V-st in next ch-1 sp. Miss next dc.*** (1 dc. Ch 4. 1 dc) in next dcbp. Rep from * twice more, then from * to ** once. Join with sl st to 3rd ch of ch 7.

7th rnd: Sl st in first ch-4 sp. Ch 3 (counts as dc). 8 dc in same sp as sl st. **(1 sc in next ch-3 sp. Ch 3) twice. 1 sc in next ch-3 sp. 9 dc in next ch-4 sp. Corner V-st in next ch-1 sp.*** 9 dc in next ch-4 sp. Rep from * twice more, then from * to ** once more. Join with sl st to top of ch 3.

8th rnd: Ch 2 (does not count as st). 1 dc in same sp as sl st. (Picot. 1 dc in next dc) 8 times. **1 sc in next ch-3 sp. Ch 3. 1 sc in next ch-3 sp. (1 dc in next dc. Picot) 8 times. 1 dc in next dc. Corner V-st in next ch-1 sp.*** Miss next dc. (1 dc in next dc. Picot) 8 times. 1 dc in next dc. Rep from * twice more, then from * to ** once. Join with sl st to first dc.

9th rnd: Ch 2 (does not count as st). 1 dcbp around first dc. (Ch 3. Miss next dc. 1 dcbp around next dc) 3 times. Ch 3. Miss next dc. **(Yoh and draw up a loop around post of next dc at back of work, inserting hook from right to left. Yoh and draw through 2 loops on hook) twice. Yoh and draw through all 3 loops on hook - dcbp2tog made.* (Ch 3. Miss next dc. 1 dcbp around next dc) 4 times. Corner V-st in next ch-1 sp. ***Miss next dc.* (1 dcbp around next dc. Ch 3. Miss next dc) 4 times. Rep from * twice more,



then from * to ** once. Join with sl st to first dcbp.

10th rnd: Ch 7 (counts as dc and ch 4). 1 dc in same sp as sl st. *(1 sc in next ch-3 sp. Ch 3) 3 times. 1 sc in next ch-3 sp. (1 dc. Ch 4. 1 dc) in next dcbp2tog. (1 sc in next ch-3 sp. Ch 3) 3 times. 1 sc in next ch-3 sp. (1 dc. Ch 4. 1 dc) in next dcbp. Corner V-st in next ch-1 sp. Miss next dc.** (1 dc. Ch 4. 1 dc) in next dcbp. Rep from * twice more, then from * to ** once. Join with sl st to 3rd ch of ch 7.

11th rnd: Sl st in first ch-4 sp. Ch 3 (counts as dc). 8 dc in same sp as sl st. *(1 sc in next ch-3 sp. Ch 3) twice. 1 sc in next ch-3 sp. 9 dc in next ch-4 sp] twice. Corner V-st in next ch-1 sp.** 9 dc in next ch-4 sp. Rep from * twice more, then from * to ** once more. Join with sl st to top of ch 3.

12th rnd: Ch 2 (does not count as st). 1 dc in same sp as sl st. (Picot. 1 dc in next dc) 8 times. *(1 sc in next ch-3 sp. Ch 3. 1 sc in next ch-3 sp. (1 dc in next dc. Picot) 8 times. 1 dc in next dc] twice. Corner V-st in next ch-1 sp.** Miss next dc. (1 dc in next dc. Picot) 8 times. 1 dc in next dc. Rep from * twice more, then from * to ** once. Join with sl st to first dc.

13th rnd: Ch 2 (does not count as st). 1 dcbp around first dc. (Ch 3. Miss next dc. 1 dcbp around next dc) 3 times. Ch 3. Miss next dc. *Dcbp2tog. (Ch 3. Miss next dc. 1 dcbp around next dc) 3 times. Ch 3. Miss next dc. Dcb p2tog. (Ch 3. Miss next dc. 1 dcbp

around next dc) 4 times. Corner V-st in next ch-1 sp.** Miss next dc. (1 dcbp around next dc. Ch 3. Miss next dc) 4 times. Rep from * twice more, then from * to ** once. Join with sl st to first dcbp.

14th rnd: Ch 7 (counts as dc and ch 4). 1 dc in same sp as sl st. *(1 sc in next ch-3 sp. Ch 3) 3 times. 1 sc in next ch-3 sp. (1 dc. Ch 4. 1 dc) in next dcbp-2tog] twice. (1 sc in next ch-3 sp. Ch 3) 3 times. 1 sc in next ch-3 sp. (1 dc. Ch 4. 1 dc) in next dcbp. Corner V-st in next ch-1 sp. Miss next dc.** (1 dc. Ch 4. 1 dc) in next dcbp. Rep from * twice more, then from * to ** once. Join with sl st to 3rd ch of ch 7.

15th rnd: Sl st in first ch-4 sp. Ch 3 (counts as dc). 8 dc in same sp as sl st. *(1 sc in next ch-3 sp. Ch 3) twice. 1 sc in next ch-3 sp. 9 dc in next ch-4 sp] 3 times. Corner V-st in next ch-1 sp.** 9 dc in next ch-4 sp. Rep from * twice more, then from * to ** once more. Join with sl st to top of ch 3.

16th rnd: Ch 2 (does not count as st). 1 dc in same sp as sl st. (Picot. 1 dc in next dc) 8 times. *(1 sc in next ch-3 sp. Ch 3. 1 sc in next ch-3 sp. (1 dc in next dc. Picot) 8 times. 1 dc in next dc] 3 times. Corner V-st in next ch-1 sp.** Miss next dc. (1 dc in next dc. Picot) 8 times. 1 dc in next dc. Rep from * twice more, then from * to ** once. Join with sl st to first dc.

17th rnd: Ch 2 (does not count as st). 1 dcbp around first dc. (Ch 3. Miss next dc. 1 dcbp around next dc)

3 times. Ch 3. Miss next dc. *[Dcbp2tog. (Ch 3. Miss next dc. 1 dcbp around next dc) 3 times. Ch 3. Miss next dc] twice. Dcbp2tog. (Ch 3. Miss next dc. 1 dcbp around next dc) 4 times. Corner V-st in next ch-1 sp.** Miss next dc. (1 dcbp around next dc. Ch 3. Miss next dc) 4 times. Rep from * twice more, then from * to ** once. Join with sl st to first dcbp.

18th rnd: Ch 7 (counts as dc and ch 4). 1 dc in same sp as sl st. *(1 sc in next ch-3 sp. Ch 3) 3 times. 1 sc in next ch-3 sp. (1 dc. Ch 4. 1 dc) in next dcbp2tog] 3 times. (1 sc in next ch-3 sp. Ch 3) 3 times. 1 sc in next ch-3 sp. (1 dc. Ch 4. 1 dc) in next dcbp. Corner V-st in next ch-1 sp. Miss next dc.** (1 dc. Ch 4. 1 dc) in next dcbp. Rep from * twice more, then from * to ** once. Join with sl st to 3rd ch of ch 7. Rep 15th to 18th rnds for pat, noting rep in [] will be repeated 1 more time in subsequent rnds, until Blanket measures 30" [76 cm] square, ending on 16th rnd of pat. Fasten off.

ABBREVIATIONS: www.yarnspirations.com/abbreviations

Approx = Approximately

Ch = Chain(s)

Dc = Double crochet

Dcbp = Yoh and draw up a loop around post of next stitch at back of work, inserting hook from right to left. (Yoh and draw through 2 loops on hook) twice.

Dcbp2tog = (Yoh and draw up a loop around post of next dc at back of work, inserting hook from right to left. Yoh and draw through 2 loops on hook) twice. Yoh and draw through all 3 loops on hook
Rep = Repeat

Rnd(s) = Round(s)

Sc = Single crochet


Sl st = Slip stitch

Sp(s) = Space(s)








Yoh = Yarn over hook



DIAGRAM



STITCH KEY

-  = chain (ch)
-  = slip st (sl st)
-  = single crochet (sc)
-  = double crochet (dc)
-  = dcbp
-  = dcbp2tog
-  = picot

RNDS 1-18